

# KENSINGTON

WINDOW EXPRESSIONS™

## *Kensington Roller & Roman Shades*



Roller and Roman Shades are classic products that have been dressing windows for centuries. They are two of the most elegant and beautiful window coverings available and are perfect for various décor styles.

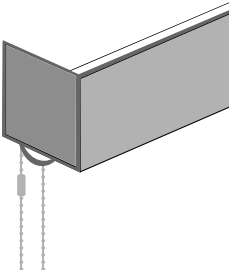
- Featuring the reliable Rollease® Hardware System for ease in operation and years of trouble free use.
- Every Kensington Roller and Roman Shade comes with a wrapped bottom rail to provide a complete and coordinated look in your window.
- Many fabrics in this collection may be used for both Roller and Roman Shades, a great combination for a more intriguing look!

# Kensington Roller & Roman Shades

## Roller Shade Options

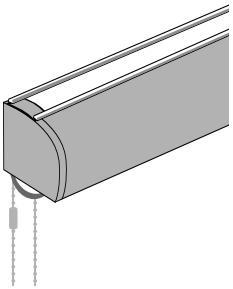
### Control Options

- Clutches and plastic bead chains are available in white, black, and vanilla.
- If you have a preference to which color is used on your shade, please specify on the order, otherwise your fabricator will choose based on your fabric selection.



### Fascia Option

- The square aluminum fascia covers the roller and brackets for a clean, sophisticated look.
- Fascias are available in your choice of White, Black and Bronze.



### Cassette Option

- This option is rounded and covers the roller and brackets for a clean, coordinated look.
- Cassettes are available in your choice of White, Black and Bronze.
- Depending on your fabric choice, some cassettes may be offered with a coordinating fabric insert.

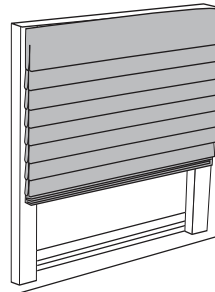


## Roman Shade Options

*Specially designed channels in the back of the fabric create soft folds when the shade is raised. Each Roman Shade is finished on the bottom with a wrapped bottomrail bar to create a uniform look from top-to-bottom. Fabric covers the headrail, completely eliminating any visible hardware.*

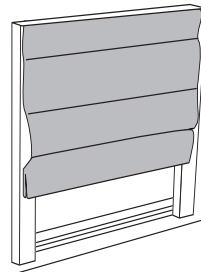
### Control Options

- Clutches and plastic bead chains are available in white, black, and vanilla.
- If you have a preference to which color is used on your shade, please specify on the order, otherwise your fabricator will choose based on your fabric selection.



### Classic Style Option

- This style option features a drapery look with teardrop billows.
- Our most popular Roman option, this style is most used in elegant settings such as formal entryways or dining areas.



### Flat Style Option

- This option resembles a Roller Shade when lowered, yet takes on modern fabric folds when raised.
- A modern take on a traditional style, this type of shade is often used in contemporary settings such as lofts or sitting areas.

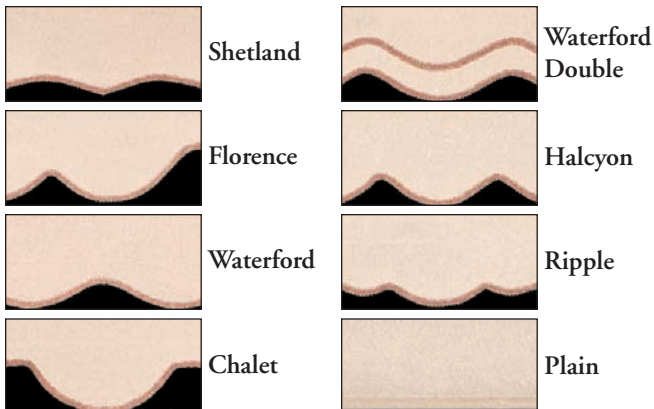


## Roller and Roman Shade Options

### Finishing Touches

- Add a personal touch to your Roller or Roman Shade with your choice of eight hem styles.
- Fashionable gimp trim style is available in several color options.

### Hems



### Trims

