



PRODUCT REFERENCE & PRICE GUIDE

Sheer Radiance

COLLECTION
Feb. 26, 2018

Prices subject to change without notice.

TERMS OF SALE & FREIGHT

PRICE QUOTATION

All prices subject to change without notice.

To ensure order accuracy, please use the Sheer Radiance order form. The blank order form can be found at the back of the price book. Make copies to create additional blank order forms.

EMAIL OR FAX ORDERS

Dealers are able to submit orders by completing the order form, and submitting it to:
Sales@oxford-house.com or fax to 765-884-3274

CANCELLATION OR CHANGE ORDER

IMPORTANT! Due to the custom nature of our products, we cannot accept changes or cancellations after orders have been put into production.

LEAD TIME

Typically, orders (less than 15 units) are manufactured and shipped within 7-10 business days. All orders are subject to inventory availability. Orders placed after 2:00 p.m. EST are considered as next day business. Shipping date will be confirmed after receipt of order and is subject to inventory availability, total units, production and scheduling considerations.

CONTRACT QUOTE POLICY

Commercial quotes available on 20 units or more.

Commercial quotes valid for 30 days.

Any change, including but not limited to size, color, controls, quantity, ship to location, ship date or number of shipment, may result in a change in price.

A deposit of 50% is required for all quotes over \$5,000.00

ORDER TRACKING & ORDER STATUS

Order confirmations are sent via email within 24 hours of placing order. Please make sure you have your email on file with us. To track your order or check the status of your order, please contact customer service and provide them with the work order number.

Cleaning & Care

Sheer Radiance's fabric is light and airy, yet highly durable for a lifetime of enjoyment. Sheer Radiance may be feather dusted or vacuumed at a low suction setting to remove the dust. Sheer Radiance may also be machine washed on a gentle cycle with a mild laundry detergent in cool water. Sheer Radiance needs to be removed immediately after the spin cycle and reinstalled while slightly damp. Never put in the dryer!

STANDARD SHIPPING & HANDLING, DELIVERY & FREIGHT POLICIES

\$ 4.25 handling per unit shipping to commercial addresses

\$5.25 handling per unit shipping to residential addresses.

Mid-Size shipping (60" up to 90") \$6.50 per order
Oversize (90" up to 116") \$80.00 per order.

Common Carrier shipping for items 116" and over, please contact customer service for details.

For express shipments, shipments to Alaska, Hawaii and foreign countries, freight will be quoted separately. Freight collect orders and using a preferred carrier is optional.

Next Day, 2nd Day Air and 3 Day select shipping options are available - actual freight will be applied.

Actual shipping & freight charges will be invoiced on orders for parts only including: Cornice, tracks, sheer, yardage or vanes sold separately. Also referred to non-complete blind orders.

FREIGHT DAMAGE & SHORTAGES

Please inspect all shipments immediately and carefully. Please report damages and shortages on the delivery receipt and notify Oxford House customer service within 48 hours. No freight damage claim will be accepted after 10 days from shipping.

Sheer Radiance is a Vertical Sheer product proudly created and patented by Oxford House in 1997. Luxurious fabrics add the form and functionality of a vertical blind to give you the best of both worlds. This is a great alternative to large windows and doors. Made with a European bottom hem (rolled weighted hem) for a sophisticated look. Optional 4" drapery hem also available. Also available in one way or split draw with several types of valances and cornice options to fit your need.

Mounting depth from window/wall to front of sheer is 4.75"

Group 1 Voile															
Width To:	34"	47"	59"	72"	84"	97"	109"	122"	134"	147"	159"	172"	184"	192"	COM
54"	451	518	621	745	811	960	1061	1183	1282	1388	1451	1642	1728	1797	8
84"	562	654	772	927	1014	1201	1327	1478	1604	1738	1819	2052	2157	2248	8
115"	585	686	866	967	1058	1251	1378	1537	1667	1808	1925	2123	2248	2336	9
4" Drapery Hem	47	63	78	94	106	119	131	144	157	169	182	207	219	225	
3.5" Valance Sleeve Only (3 to 1 fullness)															
Sleeve Only	41	55	123	83	96	110	124	138	150	164	124	202	216	220	3
Valances and Cornices without Fabric Inserts															
6" Crown Valance	99	125	152	180	203	230	257	284	308	334	361	407	433	439	
Designer Cornice I, II, III	140	185	232	274	324	379	417	458	506	554	598	663	714	735	
Valances & Cornices with Fabric Insert (Customer must choose Laminated or Gathered Insert)															
3.5" Rounded Corner Valance	81	110	138	166	191	219	247	276	301	329	357	404	432	438	5
5.5" Classique Painted	165	220	276	328	385	438	495	547	605	658	732	808	861	877	6
5.5" Classique Stained	179	238	299	357	418	476	537	596	657	715	795	875	933	952	6
7.25" Classique Painted	170	225	283	338	396	451	509	564	622	677	754	831	885	902	6
7.25" Classique Stained	188	249	313	375	439	501	565	626	690	752	835	918	979	1000	6
9.25" Classique Painted	174	231	290	347	406	463	522	578	638	694	772	851	907	925	6
9.25" Classique Stained	195	260	326	391	457	522	588	653	720	784	869	956	1019	1042	6

Group 2 Batiste, Nero, Silk															
Width To:	34"	47"	59"	72"	84"	97"	109"	122"	134"	147"	159"	172"	184"	192"	COM
54"	487	559	671	805	876	1036	1146	1278	1384	1499	1567	1773	1866	1940	8
84"	607	707	833	1001	1095	1296	1433	1596	1733	1876	1964	2216	2329	2427	8
115"	632	740	935	1045	1143	1351	1487	1660	1800	1952	2079	2292	2427	2522	9
4" Drapery Hem	47	63	78	94	106	119	131	144	157	169	182	207	219	225	
3.5" Valance Sleeve Only (3 to 1 fullness)															
Sleeve Only	44	59	75	90	104	119	134	149	162	177	193	218	234	237	3
Valances and Cornices without Fabric Inserts															
6" Crown Valance	99	125	152	180	203	230	257	284	308	334	361	407	433	439	
Designer Cornice I, II, III	140	185	232	274	324	379	417	458	506	554	598	663	714	735	
Valances & Cornices with Fabric Insert (Customer must choose Laminated or Gathered Insert)															
3.5" Rounded Corner Valance	88	118	149	179	206	237	267	297	325	355	385	436	467	473	5
5.5" Classique Painted	179	237	297	355	416	473	534	592	652	710	791	872	930	947	6
5.5" Classique Stained	194	257	322	385	451	514	580	643	709	772	858	945	1007	1028	6
7.25" Classique Painted	184	243	306	365	428	487	550	609	672	731	814	897	956	974	6
7.25" Classique Stained	203	269	338	405	474	541	610	676	745	812	901	991	1057	1080	6
9.25" Classique Painted	188	249	313	374	439	500	564	625	689	750	834	919	979	998	6
9.25" Classique Stained	211	280	352	422	494	563	635	705	777	847	939	1032	1101	1125	6

Group 3 Ashton, Cascade, Magnolia, Rouen															
Width To:	34"	47"	59"	72"	84"	97"	109"	122"	134"	147"	159"	172"	184"	192"	COM
54"	518	589	702	833	907	1063	1176	1307	1416	1534	1615	1849	1974	2011	8
84"	646	739	876	1035	1135	1332	1472	1628	1768	1918	2018	2311	2470	2513	8
115"	667	755	967	1076	1179	1381	1522	1687	1830	1986	2089	2392	2560	2601	9
4" Drapery Hem	47	63	78	94	106	119	131	144	157	169	182	207	219	225	
3.5" Valance Sleeve Only (3 to 1 fullness)															
Sleeve Only	46	63	78	93	106	122	138	153	167	182	199	223	239	243	3
Valances and Cornices without Fabric Inserts															
6" Crown Valance	99	125	152	180	203	230	257	284	308	334	361	407	433	439	
Designer Cornice I, II, III	140	185	232	274	324	379	417	458	506	554	598	663	714	735	
Valances & Cornices with Fabric Insert (Customer must choose Laminated or Gathered Insert)															
3.5" Rounded Corner Valance	90	122	153	184	212	243	274	306	334	365	396	446	477	486	5
5.5" Classique Painted	184	243	306	365	427	486	549	605	667	727	739	811	954	970	6
5.5" Classique Stained	197	262	329	393	460	524	591	653	720	784	801	878	1026	1045	6
7.25" Classique Painted	188	249	313	374	438	499	563	621	685	746	760	834	979	995	6
7.25" Classique Stained	206	273	343	411	481	548	619	683	753	821	841	921	1072	1093	6
9.25" Classique Painted	192	255	320	383	448	511	576	635	701	763	779	854	1000	1018	6
9.25" Classique Stained	213	284	356	427	499	570	642	710	782	853	875	958	1112	1134	6

Group 4 Augusta, Cherbourg, Showers, Patina, Montpellier, Lynnette Stripe															
Width To:	34"	47"	59"	72"	84"	97"	109"	122"	134"	147"	159"	172"	184"	192"	COM
54"	578	651	777	923	1005	1180	1303	1449	1568	1700	1790	2050	2190	2225	8
84"	713	818	970	1148	1256	1478	1630	1805	1960	2126	2237	2561	2736	2786	8
115"	733	829	1054	1186	1294	1522	1676	1860	2018	2190	2304	2634	2821	2868	9
4" Drapery Hem	47	63	78	94	106	119	131	144	157	169	182	207	219	225	
3.5" Valance Sleeve Only (3 to 1 fullness)															
Sleeve Only	47	63	79	150	111	127	144	160	174	190	206	232	249	253	3
Valances and Cornices without Fabric Inserts															
6" Crown Valance	99	125	152	180	203	230	257	284	308	334	361	407	433	439	
Designer Cornice I, II, III	140	185	232	274	324	379	417	458	506	554	598	663	714	735	
Valances & Cornices with Fabric Insert (Customer must choose Laminated or Gathered Insert)															
3.5" Rounded Corner Valance	93	126	158	193	222	254	286	318	348	380	412	464	496	505	5
5.5" Classique Painted	193	254	318	380	444	505	572	631	695	756	844	932	993	1010	6
5.5" Classique Stained	205	271	340	406	475	541	612	675	744	810	902	994	1060	1081	6
7.25" Classique Painted	197	260	326	389	454	517	586	646	712	775	864	953	1016	1034	6
7.25" Classique Stained	213	282	354	423	494	563	638	704	775	844	939	1035	1103	1125	6
9.25" Classique Painted	201	265	332	396	464	528	598	659	726	791	881	972	1036	1055	6
9.25" Classique Stained	220	292	366	437	511	583	660	729	803	874	972	1070	1141	1165	6

Group 5 Abbey, Abreva, Accent, Alpaga, Alias, Avilla, Ebert, LaRoche, Linen. Sonja, Tina Stripe															
Width To:	34"	47"	59"	72"	84"	97"	109"	122"	134"	147"	159"	172"	184"	192"	COM
54"	617	695	830	984	1071	1258	1390	1544	1673	1813	1909	2186	2337	2374	8
84"	759	872	1034	1225	1340	1575	1738	1925	2091	2267	2385	2730	2917	2971	8
115"	782	886	1124	1264	1379	1623	1788	1984	2152	2337	2458	2808	3007	3058	9
4" Drapery Hem	47	63	78	94	106	119	131	144	157	169	182	207	219	225	
3.5" Valance Sleeve Only (3 to 1 fullness)															
Sleeve Only	50	67	85	103	136	153	170	185	202	221	249	265	274	243	3
Valances and Cornices without Fabric Inserts															
6" Crown Valance	99	125	152	180	203	230	257	284	308	334	361	407	433	439	
Designer Cornice I, II, III	140	185	232	274	324	379	417	458	506	554	598	663	714	735	
Valances & Cornices with Fabric Insert (Customer must choose Laminated or Gathered Insert)															
3.5" Rounded Corner Valance	101	135	168	205	272	305	339	370	404	440	496	530	538	557	5
5.5" Classique Painted	205	270	339	404	474	538	611	673	740	807	900	992	1059	1076	6
5.5" Classique Stained	216	287	360	429	503	572	649	715	787	859	955	1052	1124	1143	6
7.25" Classique Painted	209	276	346	412	484	550	624	687	756	825	919	1013	1081	1099	6
7.25" Classique Stained	224	297	373	445	522	594	674	743	817	892	991	1091	1165	1186	6
9.25" Classique Painted	212	281	352	420	492	560	635	700	770	840	935	1031	1101	1119	6
9.25" Classique Stained	231	307	385	459	538	613	695	767	843	920	1022	1125	1201	1224	6

Group 6 Angela, Cavellini, Gabana, Paris, Tilly,															
Width To:	34"	47"	59"	72"	84"	97"	109"	122"	134"	147"	159"	172"	184"	192"	COM
54"	733	826	986	1169	1273	1496	1652	1836	1989	2156	2269	2599	2779	2822	8
84"	903	1036	1229	1456	1593	1872	2066	2289	2485	2695	2835	3245	3468	3532	8
115"	930	1053	1336	1503	1639	1929	2126	2359	2559	2779	2922	3338	3575	3635	9
4" Drapery Hem	47	63	78	94	106	119	131	144	157	169	182	207	219	225	
3.5" Valance Sleeve Only (3 to 1 fullness)															
Sleeve Only	60	80	100	122	162	182	202	220	240	262	288	295	315	320	3
Valances and Cornices without Fabric Inserts															
6" Crown Valance	99	125	152	180	203	230	257	284	308	334	361	407	433	439	
Designer Cornice I, II, III	140	185	232	274	324	379	417	458	506	554	598	663	714	735	
Valances & Cornices with Fabric Insert (Customer must choose Laminated or Gathered Insert)															
3.5" Rounded Corner Valance	120	160	200	243	323	363	403	440	480	523	576	590	630	640	5
5.5" Classique Painted	243	322	403	480	563	640	726	800	880	960	1069	1179	1259	1279	6
5.5" Classique Stained	257	341	428	510	598	680	772	850	935	1021	1136	1251	1336	1359	6
7.25" Classique Painted	248	328	411	490	575	653	742	817	899	980	1092	1204	1285	1307	6
7.25" Classique Stained	266	354	443	529	620	706	801	883	971	1060	1178	1297	1385	1410	6
9.25" Classique Painted	252	334	419	499	585	666	755	832	915	999	1112	1225	1308	1331	6
9.25" Classique Stained	274	365	457	546	640	729	826	911	1002	1094	1215	1337	1428	1455	6

PRODUCT INFORMATION

Sheer Radiance is made using the back bone of a PVC vertical blind customized to allow our Sheer Panels to be snapped onto the vanes. Our sheers are made of beautiful yet durable fabrics that allow you to throw them in the washer.

We choose a PVC color to match your sheer. This gives the illusion of the PVC disappearing when the blind is in the tilted open position. We choose from White, Off White, Beige and Grey PVC. You may also choose the vane color. Make sure to do this when the order is placed.

Our sheers are made with a modern European bottom hem. 4" Drapery Hem is also available. (See price chart for additional cost.)

Choose from One Way or Split Draw - Split Draw Surcharge \$115.00

Customers Own Material - "COM"- Have a favorite fabric that you must have. We can use most materials to create a ultra custom blind or cornice for you. We suggest you contact customer service with a brief description of the type of fabric you are using, the width and any information about pattern repeats. Based on the information, we will help you figure the amount of yardage needed.

VALANCE AND CORNICE OPTIONS



3.5" Rounded Corner Valance - Simple dust cover valances available with a Laminated (Flat) or Gathered (as pictured)



Designer Cornice I - Classic Style is a 5.25" tall cornice. Profile depth .5" See sample book for available paint and stain (additional 20% surcharge) finishes. This cornice does not have a fabric insert.



Designer Cornice II - Traditional Style is a 6" tall cornice. Profile Depth .75". See sample book for available paint and stain (additional 20% surcharge) finishes. This cornice does not have a fabric insert.



Designer Cornice I II- Contemporary Style is a 7" tall cornice. Profile Depth 1.25". See sample book for available paint and stain (additional 20% surcharge) finishes. This cornice does not



Hand-crafted premium painted Basswood and Stained American Oak. Fabric Inserts can be laminated for a sophisticated look or gathered for a casual design.

All outside mount cornices will have a standard return size of 6" inside/ 6.5" outside unless otherwise specified. Both inside and outside mount cornices will have a dust cover. Dust cover is .25" thick. Standard depth of 1/2" less then returns with maximum of 6.5" in depth.

PRODUCT INFORMATION

OTHER PRODUCT OPTIONS:

- Split Draw Surcharge: \$115.00
- Stationary Vane Surcharge: \$115.00
- Draperly Hem & Valance Sleeve pricing in found within price grids
- COM Handling Fee \$115.00

Sheer only: choose price from fabric group listed below. Take that cost and multiply by the # of vanes needed on the sheer.
SHEER ONLY: GP1 28.00, GP2 30.00, GP3 32.00, GP4 35.00, GP5 41.00 GP6 45.00
SHEER ONLY WITH PVC VANES: GP1 29.00, GP2 30.00, GP3 33.00 GP4 36.00, GP5 42.00, GP6 46.00
PVC VANES ONLY: Length up to 54" - \$10.00 each up to 84" -\$12.00 up to 115" -\$14.00

One Way Draw Stack Chart/Approx Vane Count Chart - For a split draw, add 1 or 2 vanes to amount listed to reach

ONE WAY DRAW			VANE COUNT AND STACKING CHART											
Blind Width	# of Vanes	Stack Space	Blind Width	# of Vanes	Stack Space	Blind Width	# of Vanes	Stack Space	Blind Width	# of Vanes	Stack Space	Blind Width	# of Vanes	Stack Space
16	5		52	17	9-1/4	88	29	14-1/2	124	40	19-3/8	160	52	24-5/8
18	6	4-1/2	54	18	9-3/4	90	29	14-1/2	126	41	19-3/4	162	52	24-5/8
20	7	4-7/8	56	18	9-3/4	92	30	15	128	41	19-3/4	164	53	25-1/2
22	7	4-7/8	58	19	10-1/8	94	31	15-3/8	130	42	20-1/4	166	53	25-1/2
24	8	5-3/8	60	20	10-5/8	96	31	15-3/8	132	43	20-5/8	168	54	26
26	9	5-3/4	62	20	10-5/8	98	32	15-7/8	134	43	20-5/8	170	55	26-1/2
28	10	6-1/4	64	21	11	100	33	16-1/4	136	44	21-1/8	172	55	26-1/2
30	10	6-1/4	66	22	11-1/2	102	33	16-1/4	138	45	21-1/2	174	56	27
32	11	6-5/8	68	22	11-1/2	104	34	16-3/4	140	45	21-1/2	176	57	27-1/2
34	11	6-5/8	70	23	11-7/8	106	34	16-3/4	142	46	22	178	57	27-1/2
36	12	7-1/8	72	24	12-3/8	108	35	17-1/8	144	47	22-3/8	180	58	28
38	13	7-1/2	74	24	12-3/8	110	36	17-5/8	146	47	22-3/8	182	59	28-1/2
40	13	7-1/2	76	25	12-3/4	112	36	17-5/4	148	48	22-7/8	184	59	28-1/2
42	14	8	78	25	12-3/4	114	37	18	150	48	22-7/8	186	60	29
44	15	8-3/8	80	26	13-1/4	116	38	18-1/2	152	49	23-1/4	188	61	29-1/2
46	15	8-3/8	82	27	13-5/8	118	38	18-1/2	154	50	23-3/4	190	61	29-1/2
48	16	8-7/8	84	27	13-5/8	120	39	18-7/8	156	50	23-3/4	192	62	30
50	16	8-7/8	86	28	14-1/8	122	39	18-7/8	158	51	24	194	62	30

Sheer Radiance fabric can be purchased by the yard with or without the European hem. To add European hem add \$4.00 to cost of fabric per yard listed below. Most fabrics are 118" wide.

Abby.....\$60.00	Batiste.....>\$24.00	LaRoche.....\$60.00	Rouen.....\$40.00
Abreva.....\$60.00	Cascade.....>.\$40.00	Linen.....\$62.00	Showers.....\$45.00
Alpaga.....\$60.00	Cavallini.....\$78.00	Lynnette Stripe...\$45.00	Silk.....\$24.00
Alias.....\$60.00	Cherbourg.....\$45.00	Magnolia.....\$40.00	Sonja.....\$75.00
Angela.....\$88.00	Ebert.....\$48.00	Montpellier.....\$45.00	Tilly.....\$66.00
Ashton.....\$40.00	Gabana.....\$78.00	Patina.....\$45.00	Tina Stripe.....\$62.00
Avilla.....\$60.00			Vole.....\$22.00

C.O.M. - "Customer's Own Material" -We can use your material to manufacture the entire blind or just a cornice. Cost for a COM Cornice is figured by face width of cornice in inches, multiplied by C.O.M. charge. See far right column for C.O.M. price of desired Classique Cornice.

YARDAGE NEEDED FOR COM Cornices, Valances, Sleeves only:

Laminated Insert =Overall width plus returns÷36 rounded to the nearest yard. i.e. 84" cornice + 20 = 96
 96÷36=2.67 rounded up to 3 yards of fabric that is 4" taller than insert.

Gathered Look-Overall width of cornice x 4 (if it's a heavier fabric, if using Voile multiply x 5) ÷36"
 i.e. 84" cornice x 4 = 336 336÷36 = 9.3 or 10 yards of fabric that is insert height plus 4 x 2 (for making sleeve.)

C.O.M. Sheer Panels - Yardage needed = # of vanes on the blind x 10" ÷36

Cost for COM complete blind is width of blind x by COM charge (designated by length) and found on far right of each price grid. Don't forget to add the \$115.00 COM handling fee.






Sheer

Radiance

Acct #	Ship To:
Account Name	
Address	
City	
State	
Zip	Phone #

Acct #
Account Name
Address
City
State
Zip

Date:
Sidemark:
PO#
Page ___ of ___

<p>Standard 3.5" Valance Gathered or Laminated</p> 	<p>Designer Cornice styles:</p> <p>Cornice I Classic Style 5.25"</p> 	<p>Cornice II Traditional Style 6"</p> 	<p>Cornice III Contemporary Style 7"</p> 	<p>Classique Cornice Gathered or Laminated 5.5", 7.25", 9.25"</p> 
--	--	---	--	---

Designer and Classique Cornices available in following colors: White, Ivory, Alabaster, Cameo, Medium Oak, Mahogany, Pecan and Black Walnut

Line	Qty	Pattern	Color	Width	Length	Mount		Control	Standard Val.	Designer Cornice Color			Classique Cornice		
						IM/OM	Split/1 Way			L/R	Lam. / Gath.	Classic	Traditional	Contemporary	Size
1															
Comments															
2															
Comments															
3															
Comments															
4															
Comments															
5															
Comments															